



Pickpocketing prevention tips



Know-how – Protect yourself – Make things difficult for thieves

Carry your valuables close to your body. Pickpockets take advantage of inconspicuous body contact in crowds, distract their victims, and prey on their inattention.

Store your cash, bank cards and ID separately. An entire stolen wallet costs a lot of money and time, and causes a lot of stress.

It is safest to store valuables, mobile phones and digital cameras in sealable inside pockets. Pickpockets are extremely skilful. You probably won't even notice the theft.

It is safest to store valuables, mobile phones and digital cameras in sealable inside pockets. Pickpockets are extremely skilful. You probably won't even notice the theft.

Carry backpacks on your front when in crowds. Valuables in outside pockets of backpacks are easy prey.

Information you should know in the event of a theft

Credit card number, card verification code, account number and bank code. Important numbers relating to your mobile phone: SIM card number (telephone card), IMEI number (telephone device number - shortcut: *#06#), Access data for remote blocking and locating (mobile phone requires software)

Important telephone numbers

Telephone numbers for blocking bank cards and mobile phones

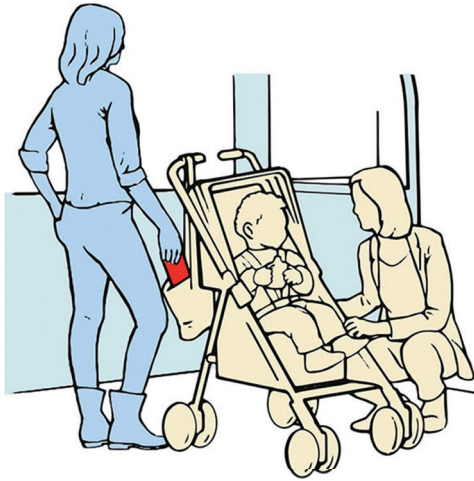
General emergency number for blocking: 116 116

Police emergency number: 110



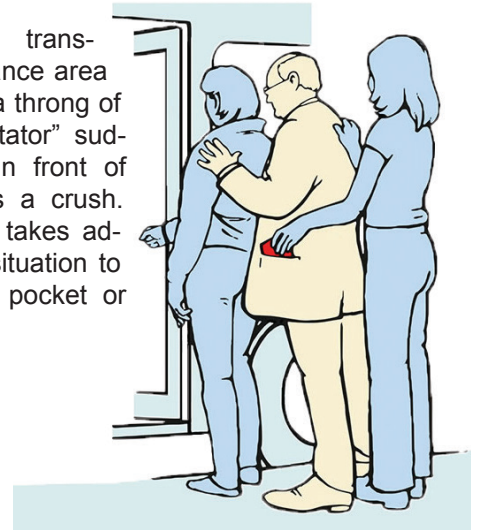
The inconspicuous slip

Perpetrators take advantage of everyday situations, in which people are preoccupied with other things, to skilfully steal valuables.



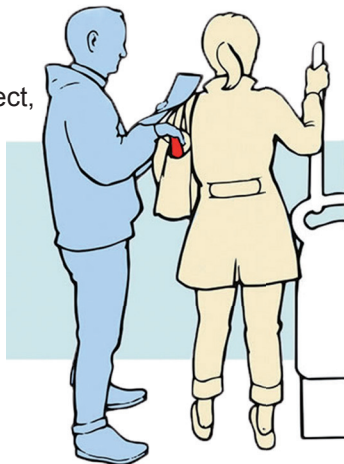
Jostling or barging trick

When boarding transport, in the entrance area of a shop, or in a throng of people, the “agitator” suddenly appears in front of you and causes a crush. The actual thief takes advantage of the situation to reach into your pocket or bag.



The hidden hand

Perpetrators use an object, such as a coat, newspaper or bag, to conceal the theft.



The opportune moment

Perpetrators take advantage of situations in which bags are unattended or slung over the backs of chairs (e.g. in shops, restaurants or buses).

Distraction tricks

Pickpockets “work” in a team. The “distracter” attracts attention, while the thief reaches into your pocket or bag and passes the loot onto a third party, who disappears undetected.

Common distraction plays:

- Someone shows you a map and asks for directions
- Someone dirties your clothes and immediately helps to clean it up
- Someone asks you to change money
- Someone hustles you or “dances” up close to you



En eye on bank customers

Perpetrators observe ATMs and watch for anyone who has just withdrawn money. They now know exactly where you have stored your money!